T: +44 (0)1444 410040 E: sales@psmmarine.com
www.psmmarine.com

Digital Inclinometer for Vessel Trim and List measurement



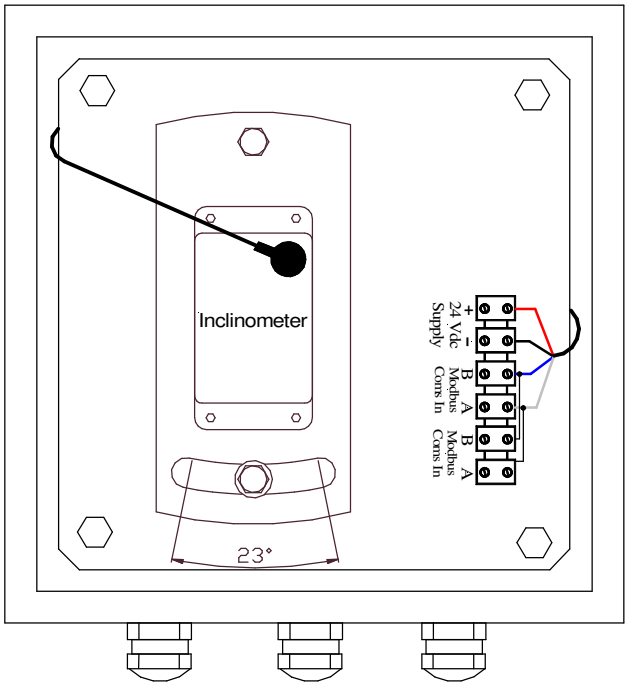

M16 Cable Glands

Key features

- Solid state technology - no moving parts.
- Fully programmable for range of operation
- Temperature compensated from 0°C to 70°C
- ±0.1accuracy, 0.01° resolution
- RS485 Modbus RTU output
- Integrates directly with PSM digital tank gauging systems

Part of the TankWatch product group

PSM Instrumentation Ltd, Unit 3 Burrell Road, Haywards Heath, West Sussex, RH16 1TW. UK

DAT 52E June 2024

PSM is a Scanjet Group Company

www.scanjet.net www.psmmarine.com

T: +44 (0)1444 410040 E: sales@psmmarine.com
www.psmmarine.com

A solid state absolute inclinometer that senses tilt angles in a single axis.

A solid state absolute inclinometer that senses tilt angles in a single axis.

Bulkhead mounted in the safe area and with no moving parts the unit is designed for reliable operation in demanding shipboard applications.

The inclinometer calculates tilt angle by sensing the acceleration from solid state accelerometers integrated into a monolithic chip.

The Modbus RTU output protocol via RS485 allows direct interface to PSM's digital tank monitoring systems, partnering with the APT1000 hydrostatic level transmitters to provide full trim and list correction on PSM's tank gauging systems.

A PC Utility is provided for configuration and all parameters are stored in non-volatile memory.

Specifications

Power Supply	8-30V DC (Isolated supply required)
Supply Current (at 24V DC)	20mA
Operating Temperature	-10 to + 70℃
Digital Output	RS485 MODBUS 2 wire half duplex
Enlcosure	IP65 Epoxy coated Steel
IP Rating	IP65

Dimensions

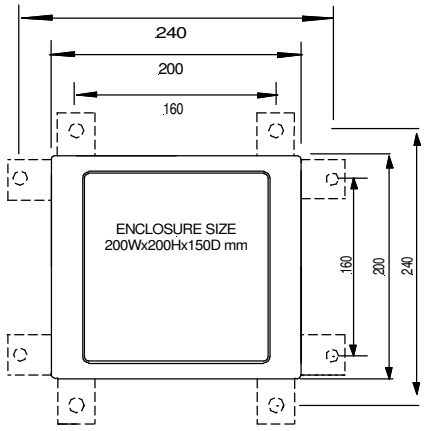

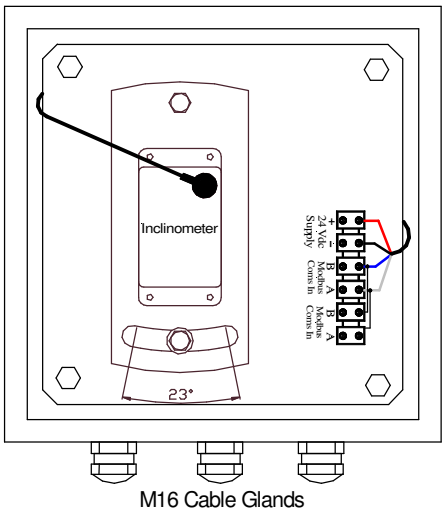

M16 Cable Glands

Inclinometer Mounting Orientation

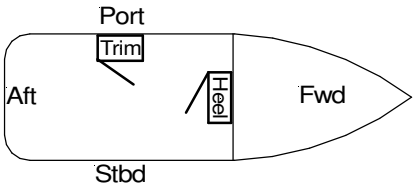

Mounting Position:
Heel Inclinometer Mounted on Forward Bulkhead.
Trim Inclinometer Mounted on Port Bulkhead.