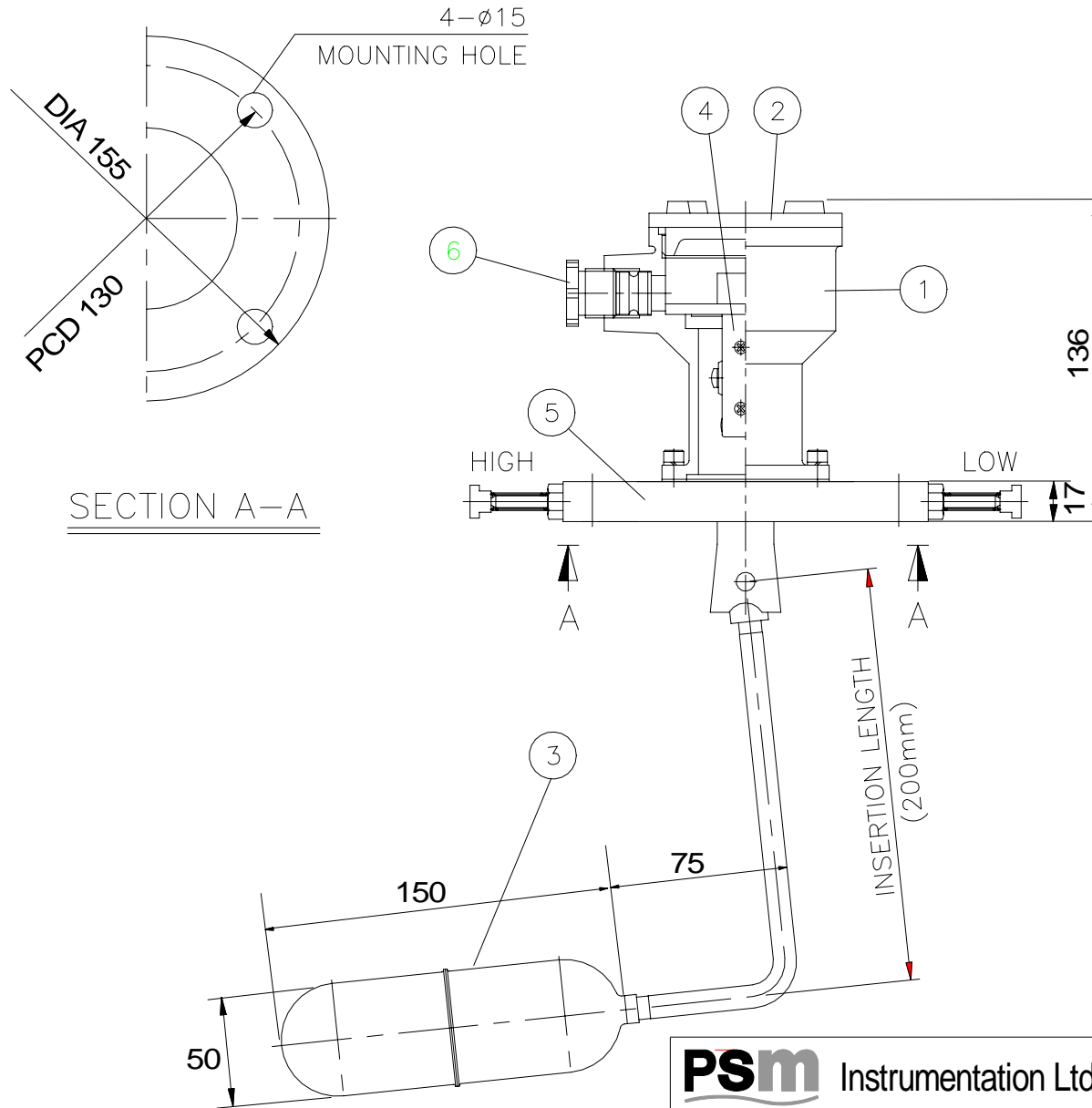
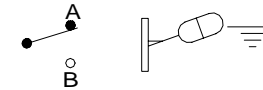


SALES DRAWING ONLY  
NOT TO BE USED FOR MANUFACTURE

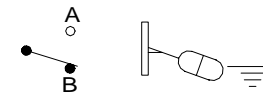


### WIRING DIAGRAM

C-A MAKES ON RISING LEVEL



C-B MAKES ON FALLING LEVEL



#### SPECIFICATION

1. INSTALLATION ; TOP MOUNTING
2. MAX. PRESS. ; 7 Kg/cm<sup>2</sup>
3. MAX. TEMP. ; 120°C
4. CONTACT ; SPDP, 3A, 250V
5. ENCLOSURE ; IP-56
6. COLOR ; MUNSELL NO. 7.5 BG 7/2

6	CABLE GLAND	
5	FLANGE	SS41
4	SWITCH BOX	
3	FLOAT	SUS304
2	COVER	ALC
1	BODY	ALC

ISSUE	A
DATE	16-09-11
DCR	
DRAWN	SAL
CHECKED	

**PSm** Instrumentation Ltd

Haywards Heath, West Sussex RH16 1TW  
ph: 44 (0) 1444 410040 f: 44 (0) 1444 410121  
<http://www.psm-sensors.co.uk>

SCALE  
NTS

UNLESS OTHERWISE STATED DIMENSIONS ARE IN  
MILLIMETRES / INCHES

TITLE  
**Float Switch**  
**KD12C-H-W-T**

DRAWING NO  
**S-001360-SW-GA**

**A4**

SHT 1  
OF 1