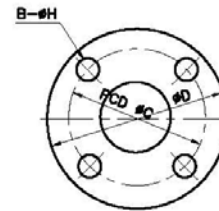


VIEW A-A'



FLANGE DIMENSION TABLE

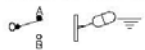
SYM	SIZE	B	C	D	H	I	J
1	5K65A	4	130	155	15	Ø51	Ø48

SPECIFICATION

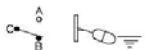
LIQUID :  
MOUNTING : SIDE MOUNTING  
MAX. PRESS. : 7 Kg/cm<sup>2</sup>  
MAX. TEMP : 120°C  
SWITCH : SPDT 250V3A  
IP GRADE : 56

WIRING DIAGRAM

C-A MAKES ON RISING LEVEL



C-B MAKES ON FALLING LEVEL



9	TERMINAL		1	
8	NAME PLATE	BS	1	
7	COVER	ALC	1	
6	CLAND PACKING	RUBBER	1	
5	CABLE GLAND	BS	1	15C
4	MICRO SWITCH		1	
3	FLANGE	SS400	1	5K65A
2	MAGNET	ALNICO	1	
1	FLOAT	SUS316	1	
NO	DESCRIPTION	MATERIAL	Q'TY	REMARK

ISSUE	A
DATE	31-09-2009
DCR	
DRAWN	JC
CHECKED	

**PSm** Instrumentation Ltd

Haywards Heath, West Sussex RH16 1TW  
ph: 44 (0) 1444 410040 f: 44 (0) 1444 410121  
<http://www.psm-sensors.co.uk>

SCALE  
NTS

UNLESS OTHERWISE STATED DIMENSIONS ARE IN  
MILLIMETRES / INCHES

TITLE  
Float Switch  
KD12-H-W-O-A

DRAWING NO  
S-001328-SW-GO

A4  
SHT 1  
OF 1